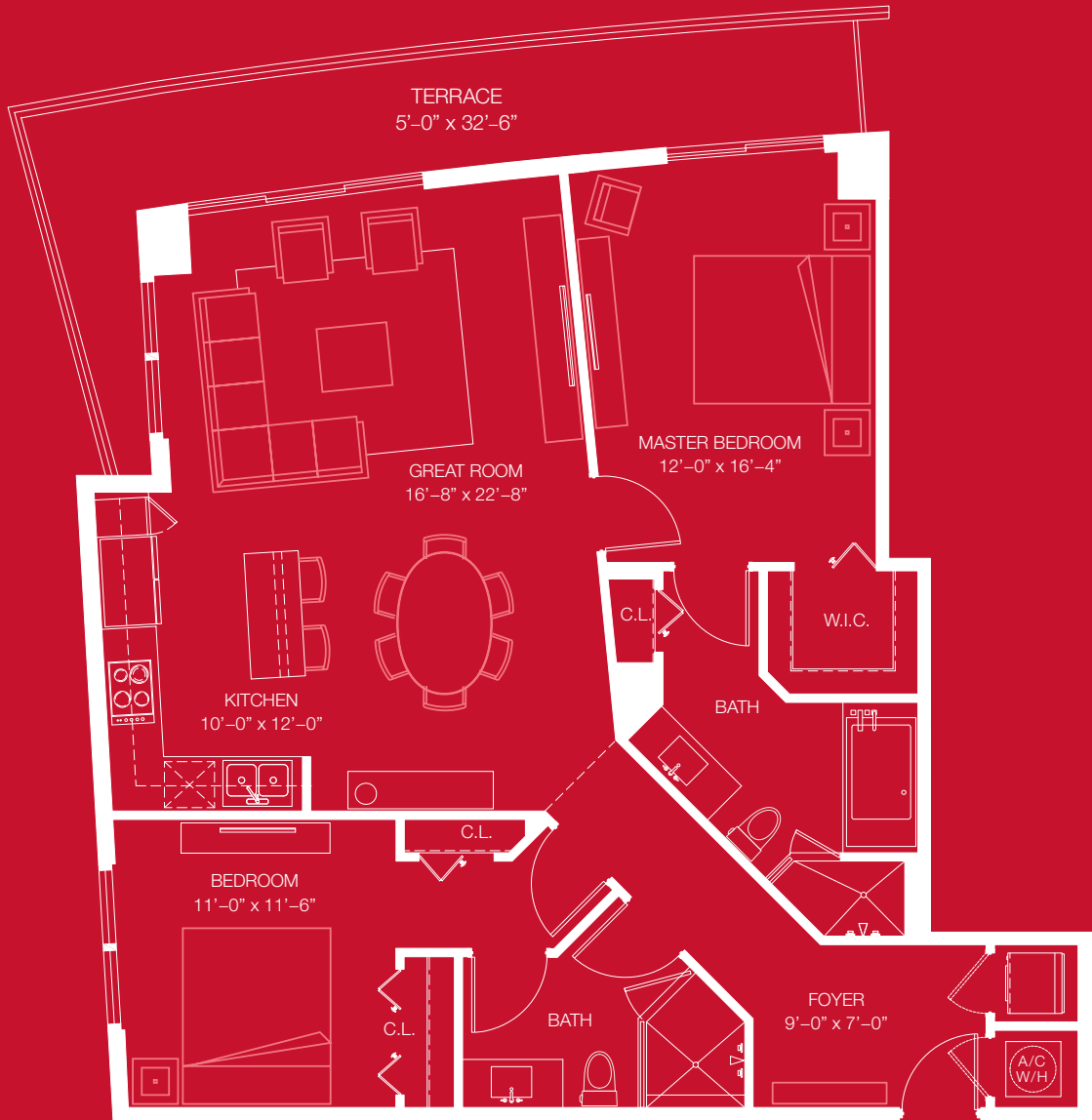


1100

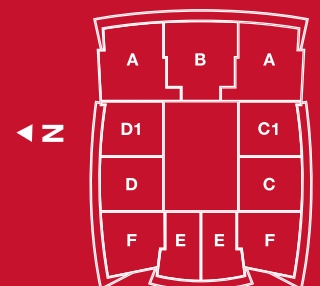
MILLECENTO

by pininfarina



A **LINES 01 & 10 / 2 BD + 2 BATH**
TOTAL SQ.FT. 1,432 / TOTAL M² 133
 A/C Sq Ft 1,245 / Terrace 187 Sq Ft

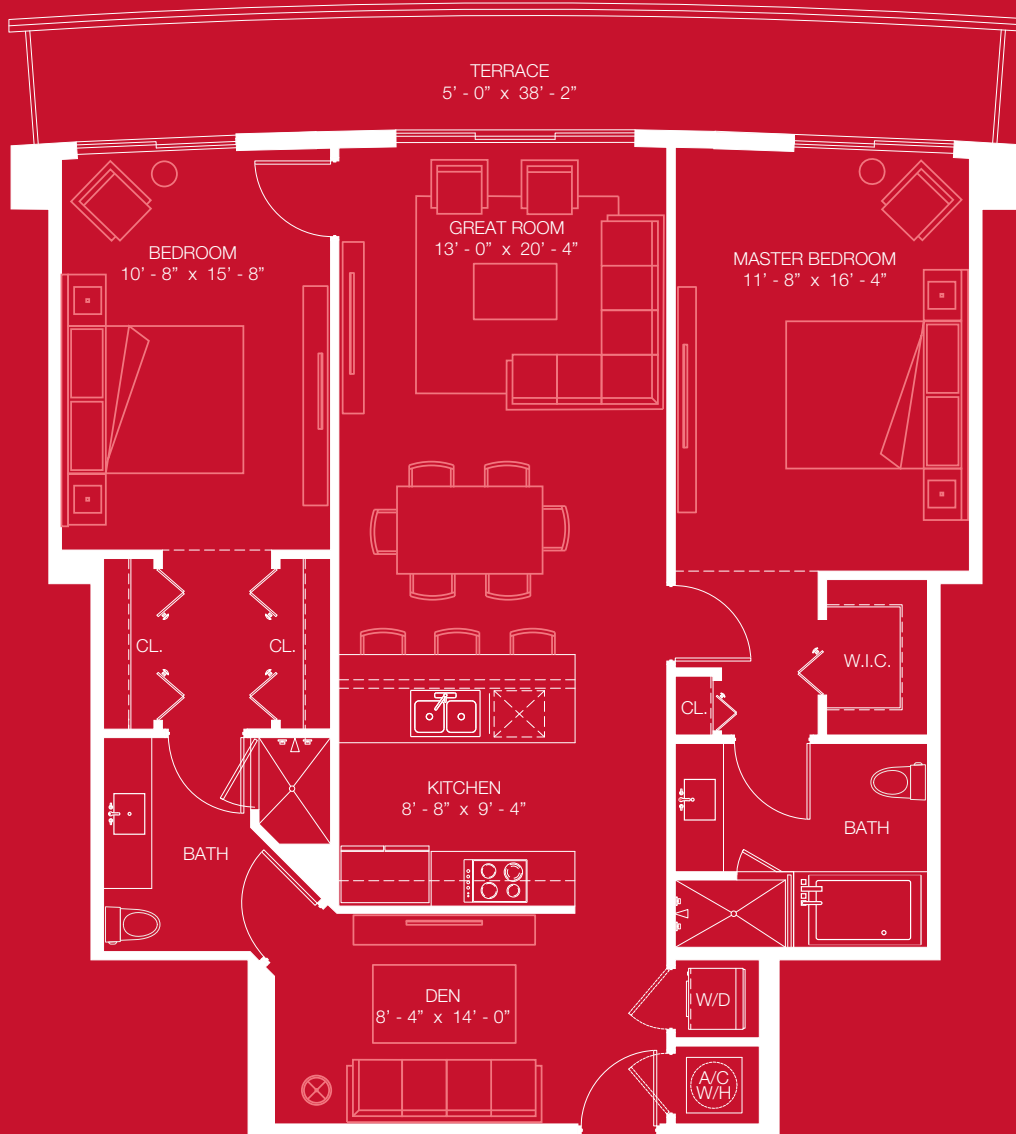
Stated dimensions are measured to the exterior boundaries of the exterior walls and the centerline of interior demising walls and in fact vary from the dimensions that would be determined by using the description and definition of the "Unit" set forth in the Declaration (which generally only includes the interior airspace between the perimeter walls and excludes interior structural components). For your reference, the area of the Unit, determined in accordance with those defined unit boundaries, is + or - 1,174 sq ft. for unit A, + or - 1,208 sq ft. for unit B, + or - 893 sq ft. for unit C, + or - 859 sq ft. for unit C1, + or - 801 sq ft. for unit D, + or - 763 sq ft. for unit D1, + or - 543 sq ft. for unit E, + or - 891 sq ft. for unit F. Note that measurements of rooms set forth on this floor plan are generally taken at the greatest points of each given room (as if the room were a perfect rectangle), without regard for any cutouts. Accordingly, the area of the actual room will typically be smaller than the product obtained by multiplying the stated length times width. All dimensions are approximate and may vary with actual construction, and all floor plans and development plans are subject to change.



1100

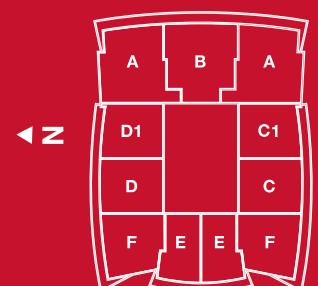
MILLECENTO

by *pininfarina*



B **LINE 11 / 2 BD + 2 BATH + DEN**
TOTAL SQ.FT. 1,462 / TOTAL M² 136
 A/C Sq Ft 1,270 / Terrace 192 Sq Ft

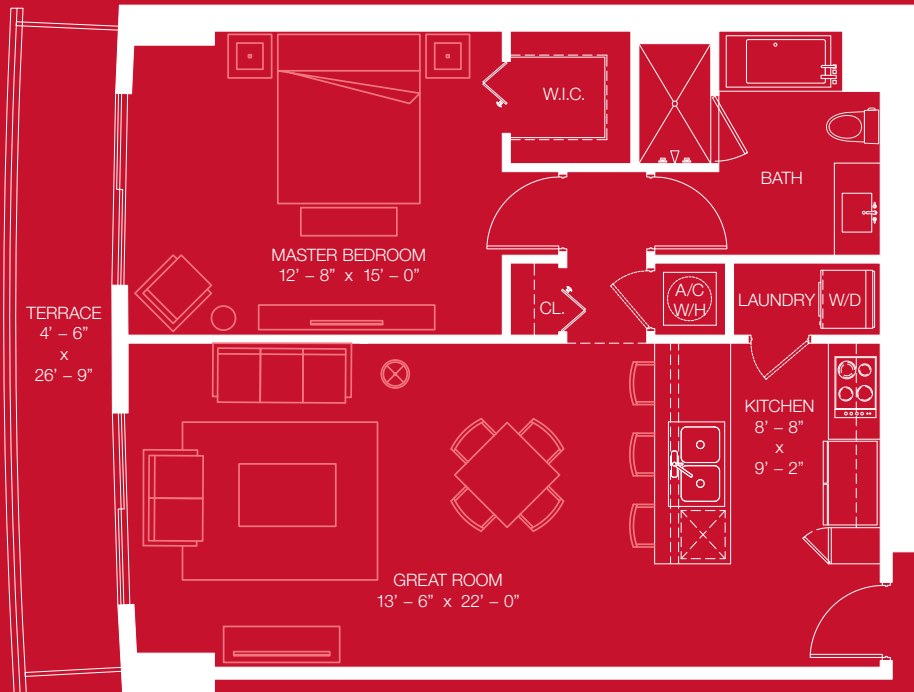
Stated dimensions are measured to the exterior boundaries of the exterior walls and the centerline of interior demising walls and in fact vary from the dimensions that would be determined by using the description and definition of the "Unit" set forth in the Declaration (which generally only includes the interior airspace between the perimeter walls and excludes interior structural components). For your reference, the area of the Unit, determined in accordance with those defined unit boundaries, is + or - 1,174 sq ft. for unit A, + or - 1,208 sq ft. for unit B, + or - 893 sq ft. for unit C, + or - 859 sq ft. for unit C1, + or - 801 sq ft. for unit D, + or - 763 sq ft. for unit D1, + or - 543 sq ft. for unit E, + or - 891 sq ft. for unit F. Note that measurements of rooms set forth on this floor plan are generally taken at the greatest points of each given room (as if the room were a perfect rectangle), without regard for any cutouts. Accordingly, the area of the actual room will typically be smaller than the product obtained by multiplying the stated length times width. All dimensions are approximate and may vary with actual construction, and all floor plans and development plans are subject to change.



1100

MILLECENTO

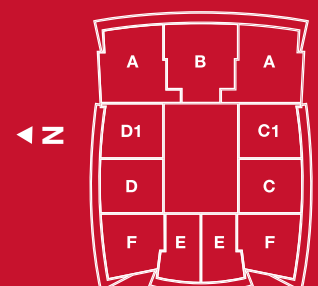
by pininfarina



D LINE 08 / 1 BD + 1 BATH
TOTAL SQ.FT. 958 / TOTAL M² 89
 A/C Sq Ft 840 / Terrace 118 Sq Ft

D1 LINE 09 1 BED + 1 BATH
TOTAL SQ.FT. 922 / TOTAL M² 86
 A/C Sq Ft 808 / Terrace 114 Sq Ft

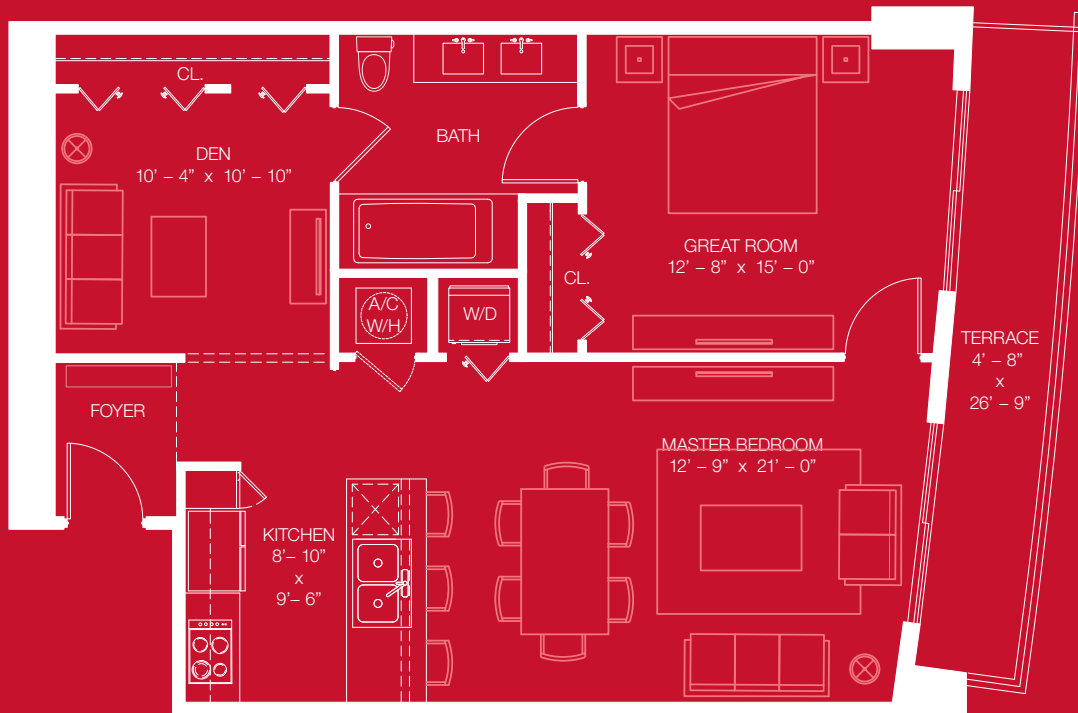
Stated dimensions are measured to the exterior boundaries of the exterior walls and the centerline of interior demising walls and in fact vary from the dimensions that would be determined by using the description and definition of the "Unit" set forth in the Declaration (which generally only includes the interior airspace between the perimeter walls and excludes interior structural components). For your reference, the area of the Unit, determined in accordance with those defined unit boundaries, is + or - 1,174 sq ft. for unit A, + or - 1,208 sq ft. for unit B, + or - 893 sq ft. for unit C, + or - 859 sq ft. for unit C1, + or - 801 sq ft. for unit D, + or - 763 sq ft. for unit D1, + or - 543 sq ft. for unit E, + or - 891 sq ft. for unit F. Note that measurements of rooms set forth on this floor plan are generally taken at the greatest points of each given room (as if the room were a perfect rectangle), without regard for any cutouts. Accordingly, the area of the actual room will typically be smaller than the product obtained by multiplying the stated length times width. All dimensions are approximate and may vary with actual construction, and all floor plans and development plans are subject to change.



1100

MILLECENTO

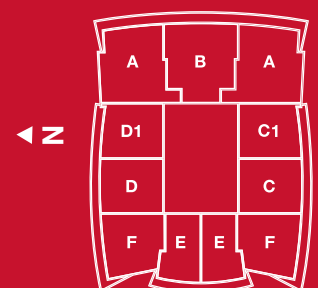
by pininfarina



C LINE 03 / 1 BD + 1 BATH + DEN
TOTAL SQ.FT. 1,058 / TOTAL M² 98
 A/C Sq Ft 940 / Terrace 118 Sq Ft

C1 LINE 02 1 BED + 1 BATH
TOTAL SQ.FT. 1,017 / TOTAL M² 94
 A/C Sq Ft 903 / Terrace 114 Sq Ft

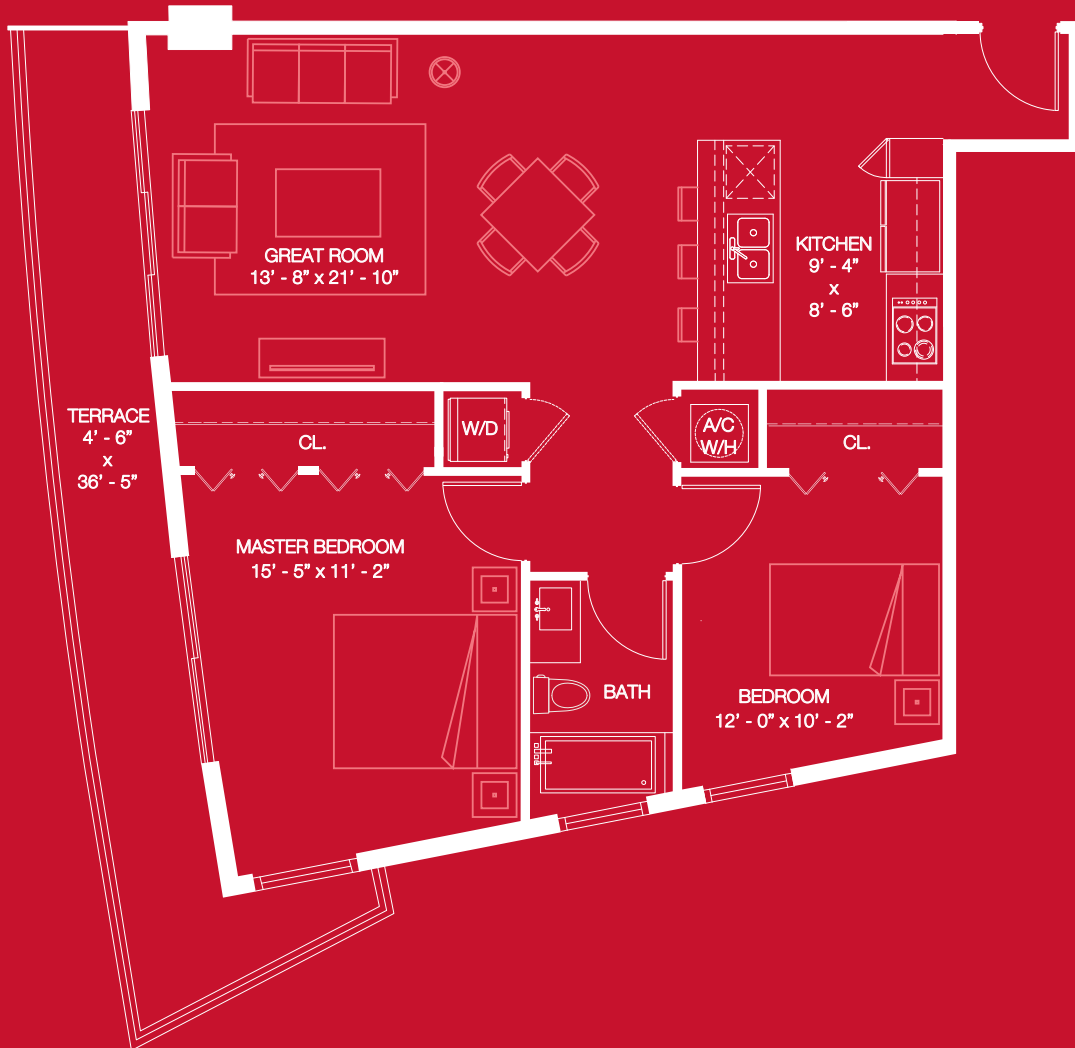
Stated dimensions are measured to the exterior boundaries of the exterior walls and the centerline of interior demising walls and in fact vary from the dimensions that would be determined by using the description and definition of the "Unit" set forth in the Declaration (which generally only includes the interior airspace between the perimeter walls and excludes interior structural components). For your reference, the area of the Unit, determined in accordance with those defined unit boundaries, is + or - 1,174 sq. ft. for unit A, + or - 1,208 sq. ft. for unit B, + or - 893 sq. ft. for unit C, + or - 859 sq. ft. for unit C1, + or - 801 sq. ft. for unit D, + or - 763 sq. ft. for unit D1, + or - 543 sq. ft. for unit E, + or - 891 sq. ft. for unit F. Note that measurements of rooms set forth on this floor plan are generally taken at the greatest points of each given room (as if the room were a perfect rectangle), without regard for any cutouts. Accordingly, the area of the actual room will typically be smaller than the product obtained by multiplying the stated length times width. All dimensions are approximate and may vary with actual construction, and all floor plans and development plans are subject to change.



1100

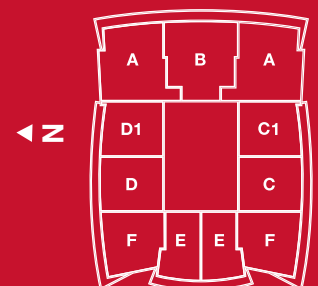
MILLECENTO

by pininfarina



F LINES 04 & 07 / 2 BD + 1 BATH
 TOTAL SQ.FT. 1,140 / TOTAL M² 106
 A/C Sq Ft 950 / Terrace 190 Sq Ft

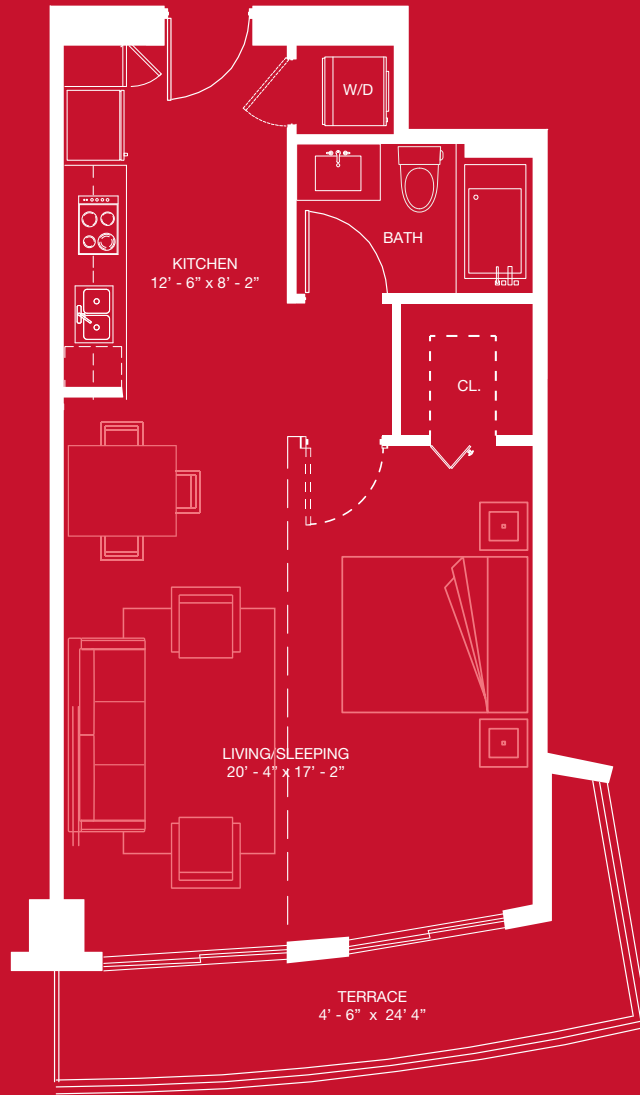
Stated dimensions are measured to the exterior boundaries of the exterior walls and the centerline of interior demising walls and in fact vary from the dimensions that would be determined by using the description and definition of the "Unit" set forth in the Declaration (which generally only includes the interior airspace between the perimeter walls and excludes interior structural components). For your reference, the area of the Unit, determined in accordance with those defined unit boundaries, is + or - 1,174 sq. ft. for unit A, + or - 1,208 sq. ft. for unit B, + or - 893 sq. ft. for unit C, + or - 859 sq. ft. for unit C1, + or - 801 sq. ft. for unit D, + or - 763 sq. ft. for unit D1, + or - 543 sq. ft. for unit E, + or - 891 sq. ft. for unit F. Note that measurements of rooms set forth on this floor plan are generally taken at the greatest points of each given room (as if the room were a perfect rectangle), without regard for any cutouts. Accordingly, the area of the actual room will typically be smaller than the product obtained by multiplying the stated length times width. All dimensions are approximate and may vary with actual construction, and all floor plans and development plans are subject to change.



1100

MILLECENTO

by pininfarina



E LINES 05 & 06 STUDIO / 1 BED CONVERTIBLE

TOTAL SQ.FT. 685 / TOTAL M² 64

A/C Sq Ft 578 / Terrace 107 Sq Ft

Stated dimensions are measured to the exterior boundaries of the exterior walls and the centerline of interior demising walls and in fact vary from the dimensions that would be determined by using the description and definition of the "Unit" set forth in the Declaration (which generally only includes the interior airspace between the perimeter walls and excludes interior structural components). For your reference, the area of the Unit, determined in accordance with those defined unit boundaries, is + or - 1,174 sq ft. for unit A, + or - 1,208 sq ft. for unit B, + or - 893 sq ft. for unit C, + or - 859 sq ft. for unit C1, + or - 801 sq ft. for unit D, + or - 763 sq ft. for unit D1, + or - 543 sq ft. for unit E, + or - 891 sq ft. for unit F. Note that measurements of rooms set forth on this floor plan are generally taken at the greatest points of each given room (as if the room were a perfect rectangle), without regard for any cutouts. Accordingly, the area of the actual room will typically be smaller than the product obtained by multiplying the stated length times width. All dimensions are approximate and may vary with actual construction, and all floor plans and development plans are subject to change.

